


10 Tips for Cut Flower Fun

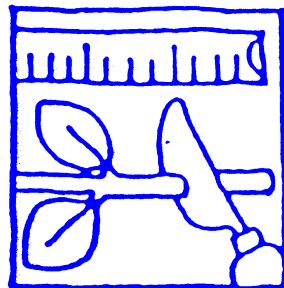


1. Allow newly bought flowers, still in their wrappings, to drink clean, fresh water for a while.




2. Make sure the flowers are put into a clean vase.

3. You will enjoy your flowers longer if you feed them cut-flower food. Make sure you give them the right amount.

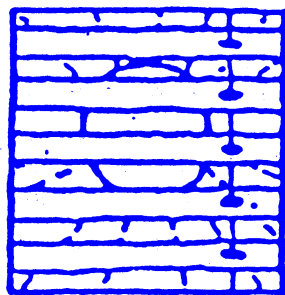


4. Before arranging the flowers in a vase, first cut off one inch from each stem.

5. Stems should never be broken off or flattened and not even woody stems. Scraping off the bark is also a fallacy.




6. Leaves should never be covered by water. They will only make the water dirty and will shorten the lives of the flowers.



8. During the night, flowers will benefit from a lower thermostat setting.

9. Flowers can not stand direct sunlight and drafts.

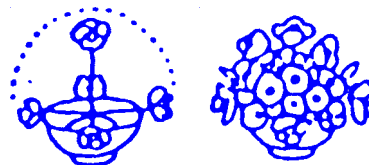


10. Daffodils can be deadly to other flowers because they secrete a poison in the water. After trimming, leave daffodils on their own for a whole day. Do not cut them again when combining with other flowers.

7. Do not forget to top up the vase regularly with clean, fresh water.

Tips for Arrangements


Round Floral Arrangements



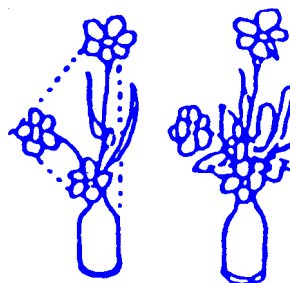
In this case, we use spikes or hard foam. With five flowers of equal length, we outline the circumference and the height of the arrangement. The remainder of the flowers, which should all have equal stem lengths, should be inserted in between. Fill out with leaves.

Triangular Floral Arrangements

Mark the outline with three flowers, two of equal length and the one to be inserted in the middle of the arrangement, a little longer. The remainder of the flowers can now be divided within this triangle. Here, also some leaves or berries can be used to add accents.



Irregular Triangular Floral Arrangements



The first stem should be twice or three times as high as the vase. The second stem should measure two-thirds of the first, and the third stem should be one-third of that height or even lower.

In the centre, a firm leaf can serve as a transition between flowers and the vase or bowl. Now, add some smaller leaves to soften the straight lines and the arrangement is complete.



Landscape Ontario Horticultural Trades Association represents the leading garden centres in Ontario. As one of the select garden centres which has achieved "Approved Member" status, we assure our customers receive a high level of service, a good range of quality plants and associated products, together with professional advice and information.